


Table 1



Statistics on Disciplinary Cases Handled by the Medical Council

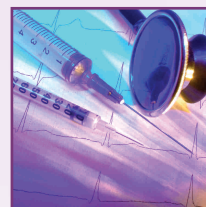

Complaints Received by the Medical Council

Nature	No. of Cases				
	2004	2005	2006	2007	2008
1. Conviction in Court					
(a) Failure to keep proper record of dangerous drugs	2	3	1	5	6
(b) Others	6	9	6	8	8
2. Disregard of professional responsibility to patients	190	237	297	320	329*
3. Drug-related cases (excluding court convictions)					
(a) Failure to properly label drugs dispensed	2	2	1	-	1
(b) Failure to keep proper record of dangerous drugs	-	1	-	-	-
(c) Prescription of drugs of dependence other than bona-fide treatment	-	1	1	1	2
(d) Abuse of Drugs	-	-	-	-	1
(e) Others	-	-	-	2	2
4. Termination of Pregnancy	-	-	-	-	-
5. Abuse of professional position to further improper association with patients	-	-	-	-	-
6. Improper, indecent behaviour to patients	5	6	6	8	9
7. Abuse of professional confidence	3	4	5	3	7
8. Practice promotion	25	61	50	27	25
9. Sharing fee & improper financial transaction	-	3	1	-	-
10. Depreciation of other medical practitioner(s)	2	1	2	1	-
11. Misleading, unapproved description & announcement	8	6	11	4	11
12. Issuing misleading, false medical certificates	16	25	54	55	39
13. Improper delegation of medical duties to unregistered persons	-	3	-	4	-
14. Fitness to practise	1	-	-	1	-
15. Miscellaneous	51	35	30	33	29
Total :	311	397	465	472	469

Remarks:

- (i) Of the 469 complaints received in 2008:
 - 25 cases (5%) were inactionable because the complainants failed to provide further information or statutory declaration, the complaints were anonymous or withdrawn, etc.
 - 158 cases (34%) were dismissed by the PIC Chairman and the PIC Deputy Chairman in consultation with the Lay Member as being frivolous or groundless.
 - 55 cases (12%) were referred to the PIC meeting.
 - 231 cases (49%) are pending further information or statutory declaration.
- (ii) For cases referred to the PIC meeting, some of them have been carried forward to the PIC meetings to be held in 2009.
- (iii) * The major categories of cases on disregard of professional responsibility to patients in 2008 include:
 - (1) failure to properly/timely diagnose illness or to give proper advice – 87 cases (26%)
 - (2) conducting inappropriate treatment or inappropriate prescription of drugs – 83 cases (25%)
 - (3) failure/unsatisfactory result of surgery – 38 cases (12%)


Table 2



Breakdown on the complaints received in 2008 which were dismissed by the PIC Chairman and the PIC Deputy Chairman

Nature of Complaint	No. of Cases
(a) Doctors' attitude / Doctor-patient communication	35
(b) Disagreement with doctor's medical opinion	19
(c) Unsatisfactory results of treatment	18
(d) Complications of treatment	6
(e) Undesirable reactions to drugs prescribed	10
(f) Misdiagnosis	10
(g) Sick leave and related matters	18
(h) Fees dispute	13
(i) Alleged indecent behaviour to patients	2
(j) Practice promotion/descriptions/announcements	10
(k) Miscellaneous	17
Total :	158

Table 3



Work of the Council's Preliminary Investigation Committee (PIC)

Nature	2004	2005	2006	2007	2008
(1) Total cases considered by the PIC	112	123	118	99	151 *
(2) Total cases referred by the PIC to Council for inquiries, or no inquiry	25	31	33	34	27#
(3) Total cases referred by the PIC to Health Committee for hearing	-	-	-	-	1

Remarks:

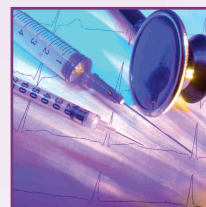

*The major categories of cases considered by the PIC in 2008 include:

	No. of Cases
(a) Conviction in court	8
(b) Disregard of professional responsibility to patients	
• inappropriate prescription of drugs	7
• failure to properly/timely diagnose illness	20
• failure to give proper advice/explanation	5
• conducting unnecessary or inappropriate treatment/surgery	20
• failure/unsatisfactory result of surgery	16
• others	19
(c) Drug-related cases (excluding court convictions)	
• failure to properly label drugs dispensed	0
(d) Improper, indecent behaviour to patients	3
(e) Advertising/canvassing	22
(f) Issuing untrue or misleading medical certificates	18
(g) Misleading, unapproved description and announcement	5
(h) Abuse of professional confidence	2
(i) Miscellaneous	6
	151

#The major categories of cases referred by the PIC to the Medical Council for inquiry in 2008 include:

	No. of cases
(a) Conviction	
• careless driving	1
• others	1
	(1 case of careless driving and 1 other conviction case were of minor offences and the Council accepted the PIC's recommendation that no inquiry was to be held)
• failure to keep proper record of dangerous drugs	4
(b) Disregard of professional responsibility to patients	
• conducting unnecessary or inappropriate treatment/surgery	2
• failure to give proper advice/explanation	1
• inappropriate prescription of drugs	3
• failure to properly diagnose illness	1
• failure / unsatisfactory results of surgery	1
• miscellaneous	2
(c) Advertising/canvassing	6
(d) Issuing untrue or misleading medical certificates	3
(e) Abuse of professional confidence	1
(f) Miscellaneous	1
	27

Table 4





Work Statistics of the Council's Preliminary Investigation Committee in the Year of 2008

	Quarter				Total
	Jan.-Mar.	Apr.-June	July-Sept.	Oct.-Dec.	
No. of PIC Meetings	3	3	2	3	11
No. of cases considered	43	31	29	48	151
No. of cases dismissed (%)	18 (41.9%)	13 (41.9%)	12 (41.4%)	32 (66.7%)	75 (49.7%)
No. of cases referred to Council (%)	7 (16.3%)	2 (6.5%)	10 (34.5%)	8 (16.7%)	27* (17.9%)
No. of cases referred to Health Committee (%)	- (-)	- (-)	1 (3.4%)	- (-)	- (-)

* 1 case of careless driving and 1 other conviction case were of minor offences and the Council accepted the PIC's recommendation that no inquiry was to be held.

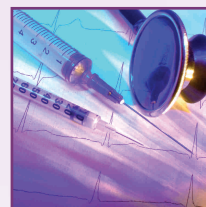

Table 5



Disciplinary Inquiries conducted by the Medical Council in 2008

No. of Cases	Nature	Decision of the Council
13	Disregard of professional responsibility to patients	1 4 charges : Each removed for 12 months (run concurrently)
		1 10 charges : Removed for 6 months 1 charge : Removed for 10 months 1 charge : Removed for 9 months (run concurrently)
		1 Removed for 6 months
		1 2 charges : Each removed for 3 months (run concurrently)
		1 1 charge : Removed for 2 months 2 charges : Each removed for 1 month (run concurrently)
		2 Reprimanded
		4 Warning Letter (not gazetted)
		1 Not guilty
		1 To be continued
2	Labelling of drugs	1 Removed for 3 months (suspended for 2 years)
		1 Removed for 1 month (suspended for 12 months)
2	Issuing misleading, false medical certificates	1 Removed for 6 months
		1 Removed for 1 month
3	Practice promotion	1 Removed for 2 months (suspended for 1 year)
		1 Warning Letter (gazetted)
		1 Dismissed
3	Conviction - 2 failure to keep proper record of dangerous drugs	2 Removed for 1 month
	- 1 theft; and possession of a dangerous drug	1 1 charge : Removed for 3 months 1 charge : Removed for 1 month (suspended for 2 years) (run concurrently)
23	[Summary : 1 case : not guilty 1 case : dismissed 20 cases : guilty 1 case : to be continued Of these 23 cases, 21 cases were referred for inquiry by the PIC meetings held in / before 2007]	

Table 6





Figures on Appeal Cases

	2004	2005	2006	2007	2008
No. of Appeals lodged	2	1	5	4	4
No. of Appeal cases carried forward from previous years	1	2	2	6	7
Total No. of Appeal cases in progress in the year	3	3	7	10	11

Results of Appeal Cases concluded in 2008:

(a) Dismissed by Court of First Instance / Court of Appeal	-
(b) Allowed	2
(c) Appeal withdrawn	-
	<hr/>
	2
	<hr/>

Table 7

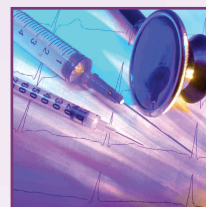



Results of the Licentiate Examination from 1977 to 1996

Year	Part I			Part II (March)			Part II (May)			Part III			Lic.
	Sat	Passed	%	Sat	Passed	%	Sat	Passed	%	Sat	Passed	%	Issued
1977	1129	171	15	170	145	85				142	112	79	
1978	722	74	10	95	78	82				106	40	38	
1979	422	91	22	106	85	80				138	70	51	106
1980	498	82	16	105	81	77				135	50	37	43
1981	402	51	13	74	64	86				131	82	63	64
1982	464	54	12	64	54	84				102	59	58	54
1983	347	84	24	67	63	94	33	29	88	126	107	85	79
1984	351	127	36	108	82	76	47	30	64	129	73	57	62
1985	479	121	25	98	75	77	44	34	77	167	85	51	106
1986	391	96	25	88	56	64	44	37	84	179	65	36	74
1987	334	45	13	40	31	78	18	7	39	141	42	30	84
1988	225	21	9	25	14	56	12	8	67	83	30	36	64
1989	138	19	14	17	17	100	7	4	57	76	31	41	41
1990	132	45	34	33	27	82	11	5	45	86	26	30	31
1991	190	21	11	25	18	72	5	3	60	68	37	54	29
1992	201	52	26	49	41	84	8	5	63	84	35	42	27
1993	216	28	13	22	15	68	12	8	67	72	25	35	36
1994	197	10	5	12	9	75	4	2	50	54	22	41	35
1995	241	52	22	35	28	80	17	14	82	75	25	33	26
1996	260	13	5	12	10	83	2	1	50	58	22	38	22

Total No. of LMCHK granted : 983

Table 8





Results of the Licensing Examination since 1996

Year	Examination in Professional Knowledge			Proficiency Test in Medical English (March)			Proficiency Test in Medical English (September)			Clinical Examination			Lic. Issued
	Sat	Passed	%	Sat	Passed	%	Sat	Passed	%	Sat	Passed	%	
1996	154	11	7.14	-	-	-	140	88	62.86	40	12	30.00	
1997	178	13	7.30	15	12	80.00	90	48	53.33	27	9	33.33	11
1998	165	43	26.06	7	7	100.00	51	43	84.31	49	17	34.69	6
1999	165	20	12.12	5	4	80.00	57	39	68.42	49	9	18.37	16
2000	132	13	9.85	1	0	0	48	28	58.33	42	10	23.80	10
2001	124	13	10.48	*	-	-	50	37	74.00	35	9	25.71	10
2002	104	11	10.58	*	-	-	31	13	41.94	33	13	39.39	7
2003	76	11	14.47	*	-	-	30	26	86.67	27	7	25.93	9
2004	77	7	9.09	*	-	-	20	13	65.00	21	9	42.86	7
2005	81	11	13.58	*	-	-	29	22	75.86	22	5	22.73	10
2006	105	21	20.00	*	-	-	36	29	80.56	26	9	34.62	5
2007	117	22	18.80	*	-	-	34	33	97.06	37	18	48.65	8
2008	138	12	8.70	*	-	-	38	25	65.79	23	8	34.78	9

* suspended since March 2001

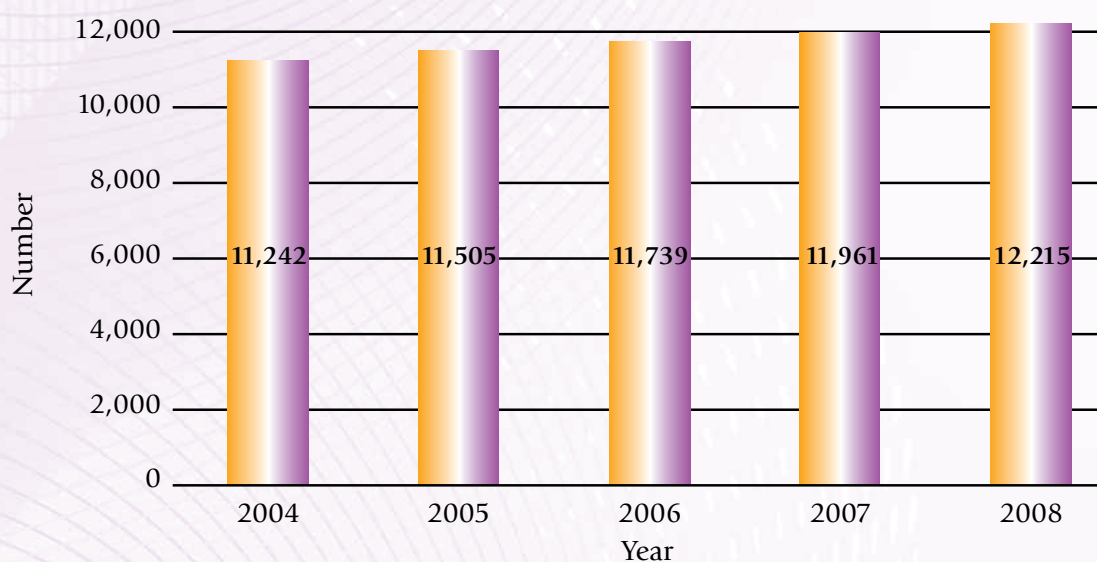
Table 9



Total Number of Practitioners in Part I of the General Register of Hong Kong (Full Registration)

	2004	2005	2006	2007	2008 (as at 31 Dec 2008)
On the Resident List	10,163	10,432	10,704	10,962	11,251
On the Non-resident List	1,079	1,073	1,035	999	964
Total	11,242	11,505	11,739	11,961	12,215

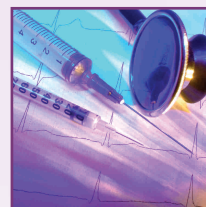

Number of Registered Medical Practitioners (Full Registration)



Total Number of Practitioners in Part III of the General Register of Hong Kong (Limited Registration)

	2004	2005	2006	2007	2008 (as at 31 Dec 2008)
Promulgation No. 1	-	-	-	-	-
Promulgation No. 2	96	88	98	114	121
University of Hong Kong					
Chinese University of Hong Kong					
Hospital Authority					
Department of Health					
Promulgation No. 3	82	77	68	65	58
Promulgation No. 4	18	16	19	17	18
Promulgation No. 5	-	-	-	-	-
Promulgation No. 6	-	-	-	-	-
Total	196	181	185	196	197

Table 10





Breakdown of fresh registrations, renewal of limited registrations as well as those practitioners' names restored to the General Register

	1999	2000	2001	2002	2003	2004	2005	2006	2007	2008 (as at 31 Dec 2008)
Registration in Part II of the Register (Provisional registration for interns)	325	340	361	315	318	326	322	312	334	293
Registration in Part I of the Register (Full registration)	404	409	404	424	427	351	327	322	313	329
Registration and renewal in Part III of the Register (Limited registration)	248	227	234	238	196	196	207	202	218	197
Restoration to the Register	37	40	23	31	21	23*	31	20	24	41
Total	1,014	1,016	1,022	1,008	962	896	887	856	889	860

* An application from a doctor, whose name had been removed from the Register after disciplinary proceedings, was refused after inquiry into his conduct following his removal.

Table 11



Number of registered medical practitioners in the Specialist Register
(Position as at 31 December 2008)

	No.
1. Anaesthesiology	295
2. Intensive Care	16
3. Community Medicine	30
4. Emergency Medicine	185
5. Family Medicine	156
6. Obstetrics and Gynaecology	348
7. Ophthalmology	192
8. Orthopaedics & Traumatology	299
9. Otorhinolaryngology	122
10. Paediatrics	449
11. Pathology	131
12. Internal Medicine	103
13. Cardiology	165
14. Critical Care Medicine	30
15. Dermatology and Venereology	75
16. Endocrinology, Diabetes and Metabolism	67
17. Gastroenterology and Hepatology	102
18. Geriatric Medicine	91
19. Haematology and Haematological Oncology	34
20. Nephrology	92
21. Neurology	68
22. Respiratory Medicine	121
23. Rheumatology	39
24. Psychiatry	194
25. Radiology	224
26. Clinical Oncology	80
27. Nuclear Medicine	17
28. General Surgery	375
29. Urology	86
30. Neurosurgery	53
31. Cardio-thoracic Surgery	26
32. Plastic Surgery	49
33. Paediatric Surgery	22
34. Immunology and Allergy	3
35. Infectious Disease	16
36. Medical Oncology	20
37. Administrative Medicine	5
38. Public Health Medicine	24
39. Occupational Medicine	11
40. Anatomical Pathology	5
41. Chemical Pathology	7
42. Forensic Pathology	5
43. Haematology	4
44. Immunology	2
45. Clinical Microbiology & Infection	19
46. Palliative Medicine	5
47. Clinical Pharmacology & Therapeutics	0
48. Rehabilitation	16
49. Gynaecological Oncology	2
50. Urogynaecology	2
51. Reproductive Medicine	6
52. Maternal and Fetal Medicine	0
TOTAL	4,488